



ACCESSING
FASTNET
CUSTOMER PORTAL

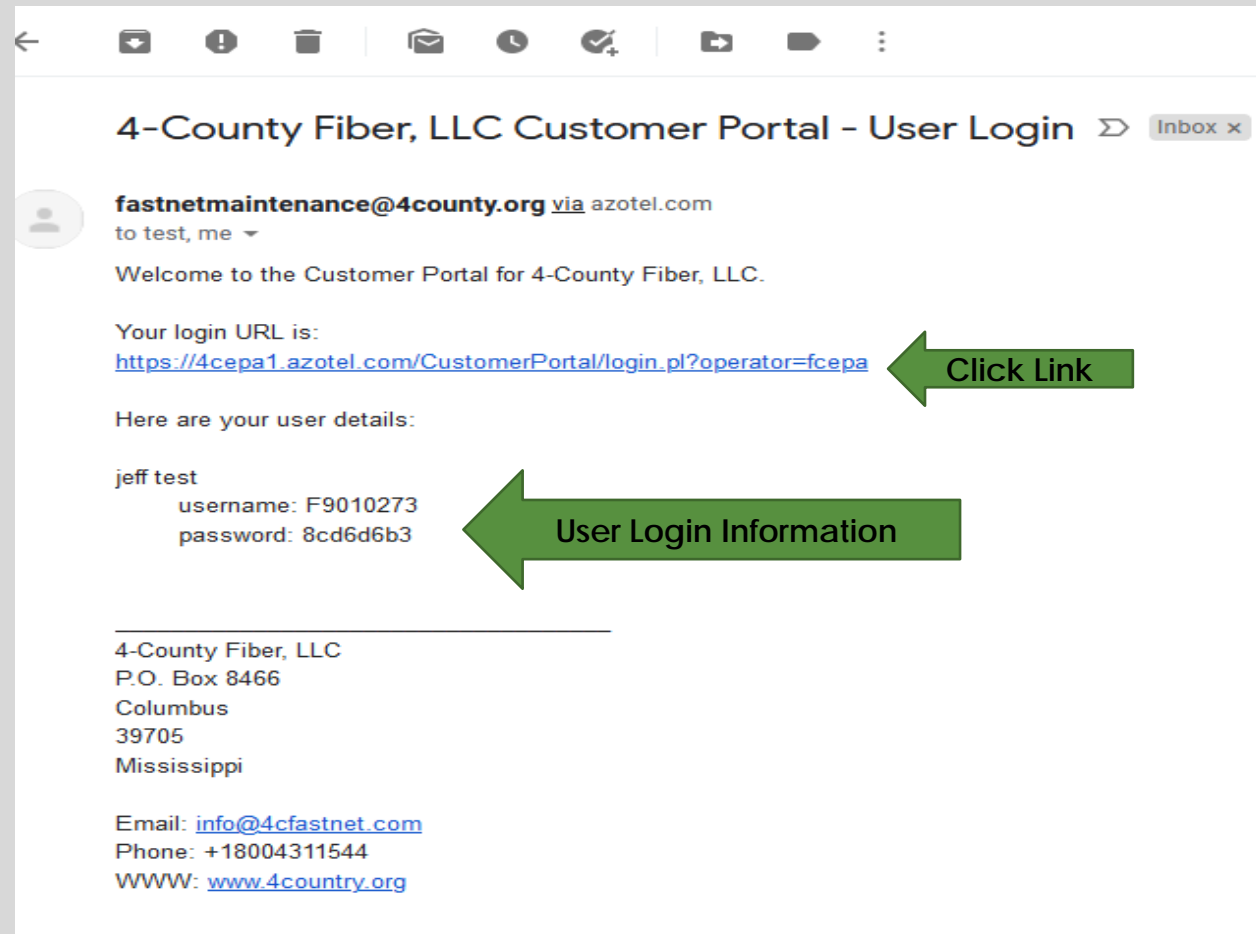
Check Your email/spam for an Email from FastNetmaintenance and Click to Open.



 **fastnetmaintenance**

4-County Fiber, LLC Customer Portal - User Login - Welcome to the Customer Portal for 4-County Fiber, LLC.

Click the link within the email to log into the Customer Portal



Customer User Portal

Login




4-County Fiber, LLC

End-User Portal

Authentication Required
Please click "I'm not a robot" below
Session Timeout

Username
Password


I'm not a robot  reCAPTCHA
Privacy - Terms

Login

[Forgot Username or Password?](#)

Enter user information and Check I'M NOT A ROBOT and Click login

Login




4-County Fiber, LLC

End-User Portal

Authentication Required
Please click "I'm not a robot" below

Username
Password

I'm not a robot 
reCAPTCHA
Privacy - Terms

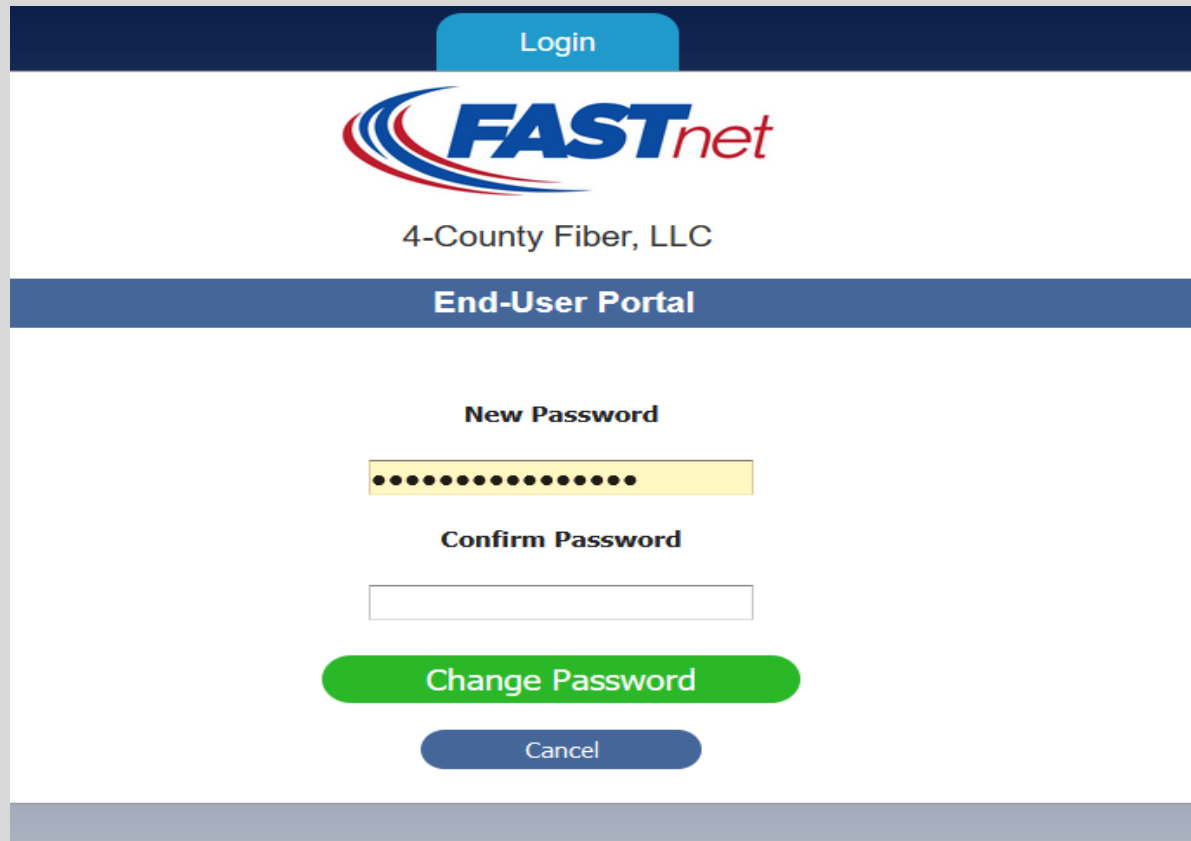
Login

[Forgot Username or Password?](#)

Click to accept "Example Terms & Conditions"

The image shows a screenshot of a web portal interface. At the top right, there is a dark blue navigation bar with a light blue button labeled "Login". Below this, the "FASTnet" logo is displayed in blue and red, with "4-County Fiber, LLC" underneath it. A dark blue horizontal bar contains the text "End-User Portal". Below this bar, the text "Example Terms & Conditions" is visible. At the bottom right of the main content area, there are two buttons: a green button labeled "Accept" and a dark blue button labeled "Decline". A green arrow with the word "Click" inside it points directly to the "Accept" button.

Change your password: enter new password and confirm it.




The screenshot shows a web interface for changing a password. At the top, there is a dark blue header with a light blue button labeled "Login". Below the header is the "FASTnet" logo, which consists of the word "FAST" in blue and "net" in red, with a stylized red and blue swoosh to the left. Underneath the logo is the text "4-County Fiber, LLC". A dark blue horizontal bar contains the text "End-User Portal" in white. The main content area is white and contains the following elements: the text "New Password" above a yellow input field with black dots; the text "Confirm Password" above a white input field; a green button labeled "Change Password"; and a dark blue button labeled "Cancel".

The home page displays your FASTnet account information



Support Logout

4-County Fiber, LLC



Home

Home Account Network Hotspot Support

Account Information

Account ID	F9010273
Customers Name	jeff test

Customer Average Speed Graph

[graph not found](#)

Customer Usage Summary ([Usage Details](#)|[Usage Graphs](#))

DATA USAGE

Monthly Allowance (CAP)	unlimited
Overage (Additional Data)	unlimited
<small>Note: Overage are calculated each 60 minutes</small>	
Current Usage - Month to Date	0

View your most current bill below. You can view the details by clicking on the Bill Date.

Current Bill Date	Charges This Month	Amount Due
No invoice has been generated yet		

Under the Account tab, you can check and enter personal information

Support Logout

4-County Fiber, LLC

FASTnet

Home

Home Account Network Hotspot Support

Account Information

- Change Password
- Personal Information
- Invoices [graph not found](#)
- Payment Transactions
- Terms & Conditions

Customer Average Speed Graph

Customer Usage Summary ([Usage Details](#)|[Usage Graphs](#))

DATA USAGE

Monthly Allowance (CAP)	unlimited
Overage (Additional Data)	unlimited
<small>Note: Overages are calculated each 60 minutes</small>	
Current Usage - Month to Date	0

View your most current bill below. You can view the details by clicking on the Bill Date.

Current Bill Date	Charges This Month	Amount Due
No invoice has been generated yet		

You can change your password under personal information.

The screenshot displays the user interface for 4-County Fiber, LLC. At the top right, there are buttons for "Support" and "Logout". The main header area includes the company name "4-County Fiber, LLC" and the "FASTnet" logo. A blue button labeled "Change Password" is positioned below the header. A navigation bar contains links for "Home", "Account", "Network", "Hotspot", and "Support". The central form area is titled "New Password" and features a yellow input field with masked characters (dots). Below it is a "Confirm Password" section with an empty white input field. At the bottom of the form, there are two blue buttons: "Change Password" and "Cancel".

You can enter your banking or credit card Information.

Support Logout

4-County Fiber, LLC

Personal Information

Home Account Network Hotspot Support

Account Information

Account ID	F9010273
Customers Name	jeff test

Address

558 Hillcrest Rd
West Point
39773

Installation Address

558 Hillcrest Rd
West Point
39773
MS

Contact details

Email	test@testvetro.io,rekka214@gmail.com
Phone	111-111-1111
Fax	
Website	

Bank Details

Auto Payment	Bank Account Number	Bank Sort Code	Bank Online Reference	Bank Account Name	Account Type	Refresh
No Bank details available						

Add Bank Account

Credit Card Details

Auto Payment	Number	Expiration Date	Holder	Type	Refresh
No Credit Card details available					

Add Credit Card

You can also check invoices and payment transactions

Support Logout

4-County Fiber, LLC

FASTnet

Invoices

Home Account Network Hotspot Support

Account Information

Account ID	F9010273
Customers Name	jeff test

Make a custom payment

Outstanding Invoices	USD	0.00
Available Prepayment	USD	0.00
Amount Due	USD	0.00
Payment Amount	USD	<input type="text" value="0.00"/>

Pay by EFT

Pay Online

Status:
No invoice has been generated yet

Support Logout

4-County Fiber, LLC

FASTnet

Payments

Home Account Network Hotspot Support

Account Information

Account ID	F9010273
Customers Name	jeff test

Payment Transactions

Transaction Code	Transaction Date	Amount	Transaction Response	Transaction Reference	Status
3b4c6f5fc88dd573fd10380430Z1905	Apr 27, 2021 08:05:20	USD 0.00	EFT added/updated successfully!		Success
ab113fcbd3704d24785c0f501f6Z1892	Apr 26, 2021 07:22:50	USD 0.00	Accounts Synced.		Success
daeeb115cb7abaaaf0f04eb3aaZ1891	Apr 26, 2021 07:18:26	USD 0.00	Accounts Synced.		Success
d1f4be9a3fb3222c92b20cb2744Z1692	Apr 16, 2021 07:41:35	USD 0.00	Accounts Synced.		Success

Under the Network tab you can check your usage, IP setting and speed.

The screenshot shows a web interface for 4-County Fiber, LLC. At the top right, there are 'Support' and 'Logout' buttons. The company name '4-County Fiber, LLC' and the 'FASTnet' logo are displayed. A navigation bar includes 'Home', 'Account', 'Network', 'Hotspot', and 'Support'. The 'Network' tab is active, showing a dropdown menu with 'Usage Details', 'Usage Graphs', 'IP Settings', and 'Speed Test'. To the left, 'Account Information' is shown with 'Account ID: F9010273' and 'Customers Name: jeff test'. Below this, a 'DATA USAGE' section lists 'Monthly Allowance (CAP)' as unlimited, 'Overage (Additional Data)' as unlimited, and 'Current Usage - Month to Date' as 0. A note states 'Note: Overages are calculated each 60 minutes'. At the bottom, a section for the current bill shows 'Current Bill Date', 'Charges This Month', and 'Amount Due', with the message 'No invoice has been generated yet'.

Support Logout

4-County Fiber, LLC

FASTnet

Home

Home Account Network Hotspot Support

Usage Details

Usage Graphs Customer Average Speed Graph

IP Settings

Speed Test Summary ([Usage Details](#)|[Usage Graphs](#))

Account Information

Account ID	F9010273
Customers Name	jeff test


DATA USAGE

Monthly Allowance (CAP)	unlimited
Overage (Additional Data)	unlimited
<small>Note: Overages are calculated each 60 minutes</small>	
Current Usage - Month to Date	0

View your most current bill below. You can view the details by clicking on the Bill Date.

Current Bill Date	Charges This Month	Amount Due
No invoice has been generated yet		

By clicking the Support tab, you can submit any issues you may be having to our support team.



Enter the issue and a brief description then click submit.

The screenshot displays a web interface for 4-County Fiber, LLC. At the top right, there are 'Support' and 'Logout' buttons. The company name '4-County Fiber, LLC' and the 'FASTnet' logo are visible. A navigation bar includes 'Home', 'Account', 'Network', 'Hotspot', and 'Support'. Below this is an 'Account Information' section with a table:

Account ID	F9010273
Customers Name	jeff test

Below the table are two form fields: 'Issue Title *' (a single-line text input) and 'Description *' (a multi-line text area). At the bottom, there are 'Back' and 'Submit' buttons.